

Service bulletin PNF10021401


Models affected: 46PFL3608/F7
46PFL3908/F7
46PFL3908F8
46PFL3708/F7
46PFL3708/F8

Symptom: Set will turn on with keyboard but not with the remote.

Symptom: Erratic operation of the TV.

Set will not turn on with the remote.

Check the voltage on pin 9 of connector CN3105 on the Digital Main board for 3.3 volts. This is the operating voltage for the IR receiver. If this voltage is not present, replace the Digital Main board.




Check pin 9 for 3.3 volts

If the 3.3 volts is present on pin 9 of CN3105, check the voltage across capacitors C4051 and C4056 on the IR board.



IR BOARD




Reading should be 3.3 volts across these capacitors

Cont on next page

If the voltage is less than 3.3 volts, replace the IR board with the part number listed in the service manual or on the Encompass website. If the IR board is not available replace capacitors C4051 and C4056 with 10 microfarad 10V. Use Digi-Key part number 311-1355-1-ND. You can also order a four capacitor kit from Encompass using part number PNF10190.

Set displays erratic operation.

Check pin 4 of CN3105 on the Digital Main board for 3.3 volts with NO keys on the function board (Keyboard) being pressed. If the voltage is less than 3.3 volts, unplug the keyboard from the IR board. If the voltage returns to 3.3 volts, replace the function (keyboard). If it does not, unplug CN3105. If the voltage returns to 3.3 volts, replace the IR board. If the erratic operation continues, replace the Digital Main board.



Key board control pin 4

Issued 10/2/14
Issued by M Martin